

revamp  
REVAMP

P r o f e s s i o n a l



USER GUIDE

**PROGLOSS** WIDE  
ULTRA **SHINE**  
CERAMIC STRAIGHTENER

ST-2000

## FEATURES



1. Floating ceramic plates
2. Digital temperature LED display
3. Temperature control button
4. Power button
5. Heat proof silicone mat






## ULTRA X SHINE

The wider and longer plates of the new Progloss WIDE ULTRA X SHINE straightener allows you to style larger sections of hair at one time for super-fast flawless styling.

## PROGLOSS™ SUPER SMOOTH OILS

Every product in the Revamp haircare range is infused with PROGLOSS™ SUPER SMOOTH OILS - enriched with Argan, Keratin and Coconut for ultimate smoothness and shine.

## INSTRUCTIONS FOR USE

- Before use, ensure the hair is clean, dry and tangle-free.
- For extra protection, apply a heat protection spray.
- Section the hair prior to styling. Style the lower layers first.
- Plug the product into a 220-240V mains power supply.
- Press the Power button  to turn on the straightener. The default temperature when the product switches on for first time use is 180°C.
- The Progloss WIDE ULTRA X SHINE has a temperature memory function that memorises the last temperature you set at previous use. If the temperature set at previous use was 210°C, then the starting temperature for next time use will be 210°C.
- Use the temperature control buttons   to select your desired temperature. We recommend using a lower temperature to start.
- The temperature on the LED display increases to the selected temperature in a few seconds. Once the temperature selected appears on the LED display screen, the product is ready to use.
- To change the temperature, press the POWER button once for the lock icon  to disappear and use the temperature control buttons to set your desired temperature.
- Working on one section at a time run the straightener through the entire length of the hair from roots to ends, without stopping. Use a comb while straightening for even straighter results.
- Repeat this process all over the head, allowing hair to cool before combing through.
- After using the straighteners, switch off by holding the POWER button  for 2 seconds, unplug, place on your REVAMP heat resistant mat and allow to cool before storing away.

**Follow us on [www.revamphair.com](http://www.revamphair.com) for the latest hair tips and advice.**

### Please note:

- Regular use of styling products may deteriorate the surface coating over time.
- Do not scratch the surface of the product as this will deteriorate the effectiveness of the coating.
- While heating, during use and cooling, place on the REVAMP heat resistant mat. Only

hold unit by the handle.

- The product reaches a very high temperature during operation, please style with caution when using. Make sure to keep away from the scalp and skin to avoid burns.

## **AUTO SHUT-OFF**


This appliance has an automatic shut off feature for added safety. If the appliance is switched on for more than 60 minutes continuously, then it will automatically switch off. If you wish to continue using the appliance after this time, press the power button to switch on. Use the temperature control to select your desired temperature.

**This feature should not be considered as a substitute for 'OFF'. ALWAYS REMEMBER TO SWITCH THE APPLIANCE OFF AND UNPLUG FROM THE MAINS WHEN NOT IN USE.**

## **CLEANING & MAINTENANCE**

- Switch the appliance off, unplug from the mains and allow to cool fully before cleaning.
- Wipe over all surfaces using a soft damp cloth. Do not use harsh abrasives or cleaners.
- Do not immerse the appliance in water or any other liquid.
- Ensure all parts are dried thoroughly with a soft towel before reusing.
- To prevent cord damage, do not wrap the cord around the appliance, always store the cord loosely next to the appliance.
- Store in a cool dry place.

## **IMPORTANT SAFEGUARDS**

- This appliance can be used by children aged from 16 years and above. Persons with reduced physical, sensory or mental capabilities should not use this product. Persons with lack of experience and knowledge can use the product if they have been supervised/instructed and understand the hazards involved. Children shall not play with the appliance. Cleaning and user maintenance shall not be done by children unless they are older than 16 and supervised. Keep the appliance and cable out of reach of children under 16 years during use and cool down.
- **WARNING:** for additional protection the installation of a residual current device (RCD) with a rated residual operating current not exceeding 30mA is advisable. Ask an electrician for advice.
- Always ensure the voltage to be used corresponds to the voltage stated on the unit before plugging the appliance into the mains socket.
- **THIS APPLIANCE SHOULD BE UNPLUGGED FROM THE MAIN SUPPLY WHEN NOT IN USE.**
-  **WARNING:** This appliance must not be taken into a bathroom. It should not be used near bathtubs, basins or any other vessels containing water.
- This appliance must not be used outdoors.
- Avoid allowing any part of the appliance to come into contact with the face, neck or scalp.
- Do not use the appliance while drowsy or sleeping.
- Do not leave the appliance unattended while plugged in.
- Do not set the appliance down while still on.
- Do not operate with wet hands.
- Do not place the appliance on any soft furnishings or materials e.g. carpet, bedding, towels, rugs etc.
- Do not operate where aerosol (spray) products are being used or where oxygen is being administered.
- Do not let the cord hang over the edge of a table or counter or let it come into contact with any hot surfaces.
- Do not carry the appliance by the power cord.
- Do not wrap the cord around the unit. Check the cord regularly for any sign of damage.
- If the power cord becomes damaged, discontinue use immediately and return the appliance to your nearest authorised service dealer for repair or replacement in order to avoid a hazard.
- Do not use the appliance if it is damaged or malfunctions.
- Do not use attachments other than those supplied with this product.

- Do not take the appliance apart. There are no serviceable parts inside.
- Let the appliance cool down before cleaning and storing away.

### 3 YEAR GUARANTEE

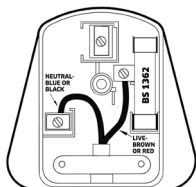
FKA Brands Ltd guarantees this product from defect in material and workmanship for a period of 3 years from the date of purchase, except as noted below. This FKA Brands Ltd product guarantee does not cover damage caused by misuse or abuse; accident; the attachment of any unauthorised accessory; alteration to the product; or any other conditions whatsoever that are beyond the control of FKA Brands Ltd. This guarantee is effective only if the product is purchased and operated in the UK / EU. A product that requires modification or adaptation to enable it to operate in any country other than the country for which it was designed, manufactured, approved and / or authorised, or repair of products damaged by these modifications is not covered under this guarantee. FKA Brands Ltd shall not be responsible for any type of incidental, consequential or special damages. To obtain guarantee service on your product, return the product post-paid to your local service centre along with your dated sales receipt (as proof of purchase). Upon receipt, FKA Brands Ltd will repair or replace, as appropriate, your product and return it to you, post-paid. Guarantee is solely through service centre. Service of this product by anyone other than the service centre voids the guarantee. This guarantee does not affect your statutory rights. For your local service centre, go to

[www.revamphair.com/servicecentres](http://www.revamphair.com/servicecentres)

#### WEEE explanation



This marking indicates that this product should not be disposed with other household wastes throughout the EU. To prevent possible harm to the environment or human health from uncontrolled waste disposal, recycle it responsibly to promote the sustainable reuse of material resources. To return your used device, please use the return and collection systems or contact the retailer where the product was purchased. They can take this product for environmental safe recycling.



#### Plug (UK only)

If the plug on this appliance is damaged, it can be replaced with a BS 1363 plug, fitted with a 13A BS 1362 fuse. The recommended fuse for this appliance is 13 amp. Care must be taken when changing the plug. If in doubt, contact a qualified electrician.



### SALON BRITISH BRANDS

Revamp is a trademark of Salon British Brands.  
 Distributed in UK by FKA Brands Limited, Somerhill Business Park,  
 Tonbridge, Kent TN11 0GP, UK / Tel: 01473 874016  
 EU Importer: FKA Brands Ltd, 29 Earlsfort Terrace, Dublin 2, Ireland  
 Via Giosuè Carducci 125, 20099 Sesto S. Giovanni, Milan, Italy / Tel: 0039 0236006064  
[csupport@revamphair.com](mailto:csupport@revamphair.com)  
 IB-GSST2000-0523-01